

Board

COMS 402C



Private Team



Private

A

SO

C

SM

TG

+2

Invite

Notes

Posting to Trello (Mitra)



Viewing console when running in android



Important Info



Potential Features

UI

Main Menu -> Landlord



Unity **Backend**

Issues with AR Areas



UI

Login/Registration



☑ 1/4



login or register with third-party authentication




AR Tasks


Unity


Resolving Cloud Anchors




A

UI Backend
 Specify which house we are modifying when creating cloud anchors
 ☑ 0/1 


Unity UI
 Landlord Interface on Add or Selecting Object
 🕒 Nov 11 ☰ ☑ 0/4 


Unity
 Use a Maps API to draw lines on hiking trails
 ☰ 💬 9 ☑ 2/3 

Edit Spawned object with cloud anchor
 💬 1 ☑ 0/4 **SO**

UI
 Menu UI
 ☰ 💬 2 📎 1 ☑ 8/9 

Backend Tasks

JWT token authorization 

server logger 

login service security verification, use Cookie-Session, sessions will be stored in redis



CI/CD

1



add redis as db buffer for mysql

2



Done

Unity

Add cloud anchor button

👁️ ☰ ☑️ 3/3

A

Unity

Outline Effect on icon tap

👁️ ☰ ☑️ 2/2

A

Unity

Animated Icons

👁️ ☰ ☑️ 9/9

A

Unity

Create Text Info Window

👁️ ☰ 💬 3 📎 1

A

Unity

Resolving Cloud Anchors

👁️ ⌚ Nov 4 ☰ ☑️ 5/5

A

Unity

Create info tooltip icon (default object type)

👁️ ⌚ Oct 28 ☰

A

Unity

Implement other object types (prefab)

👁️ ⌚ Oct 28 ☰ 💬 4 ☑️ 2/3

SO

Unity
 Establish data in frontend to POST to backend

👁️ ⌚ Oct 28 ☰ 💬 13 📧 0/3

A 🧑

Unity
 Add touch listener to select an object when touched in AR. (Toggles text on/off)

👁️ ☰ A

Unity
 Implement Cloud Anchors

👁️ ☰ 💬 2 📧 3/3 A

Unity
 10/13 - successfully compile and run Mobile AR

👁️ ⌚ Oct 13 ☰ 💬 3

A C SO WL 🧑

Unity
 Added arc core sdk to Unity project

👁️ ☰ 💬 1 A

UI
 User Setting Page

☰ 💬 1 📧 5/5 WL

UI
 Main Menu

☰ C

UI
 Main Menu -> Guest

☰ SO

Backend
Configure springboot executable jar

☰ 🔗 3 WL 🐾

Springfox-Swagger API docs

🐾

Unity
Saving World State

👁 ☰ 💬 7 🔗 1 📁 2/5

A C

Unity
Build & Run

👁 ☰ A C SO WL 🐾